

# Duell



# Duell

Exciting colour play

## About Duell

- Flat cylinder with gentle curves
- “Duell” fight between 2 colours

Designer: Basten Leijh






## Market segments

- High-end residential
- Hospitality
- Office

# Design

# Mounting



Surface mounted  
Rotation of +/- 20°



Wall mounted  
Up/down lighting

# Colours

- Surface and wall
  - White Structure – Champagne Anodised
  - Black Structure – Gold Anodised



# Colours - wall



Black Brushed Anodised  
- Black Matt



Black Brushed Anodised  
- Champagne Anodised



Black Brushed Anodised  
- Aluminium Anodised



Bronze Brushed Anodised  
- Black Matt



Bronze Brushed Anodised  
- Champagne Anodised



Bronze Brushed Anodised  
- Aluminium Anodised



Silver Bronze Brushed  
Anodised - Black Matt



Silver Bronze Brushed  
Anodised - Champagne Anodised



Champagne Brushed  
Anodised - Black Matt



Champagne Brushed Anodised  
- Champagne Anodised



Silky Grey Matt  
- Champagne Anodised



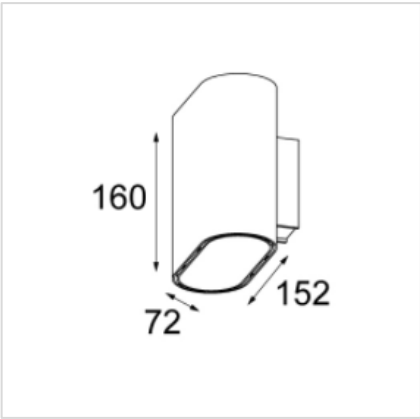
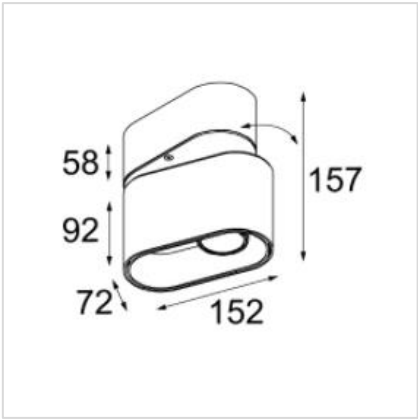
Metallic Blue Matt  
- Aluminium Anodised



# Specifications

Duell surface	Duell wall
2700K	2700K IP44: 3000K - 4000K
CRI 90+	
25° - 40°	
V20°	
609 lm <sup>(1)</sup>	763 lm <sup>(2)</sup>
11 W <sup>(1)</sup>	12W <sup>(2)</sup>
55 lm/W <sup>(1)</sup>	64 lm/W <sup>(2)</sup>
Non dim 1-10V/PD	Tre dim 1-10V/PD Dali

(1) 2700K, white struc – champagne, flood  
(2) 2700K, white struc – champagne, 900lm



Always check our website for the most complete and up to date specifications!



**DESIGN**

DOUBLE-WALLED HOUSING WITH  
UP TO 15 COLOUR  
COMBINATIONS

HIGH QUALITY FINISH WITH  
ANODISATION



**APPLICATION**

CEILING OR WALL MOUNTED

UP- AND DOWNLIGHT ON THE  
WALL OR DIRECTIONAL SURFACE  
FIXTURE

DISCRETE, INDIRECT  
ATMOSPHERIC LIGHTING

HIGH END RESIDENTIAL  
HOSPITALITY  
OFFICE



**TECHNOLOGY**

MULTIPLE COLOUR  
TEMPERATURES

ACCURATE COLOUR RENDERING

SURFACE FIXTURE WITH 20°  
ROTATION



























