



Smart



Smart

Intelligent design, attractive finesse

About Smart

- One spotlight family, customisable to any space
- Versatility in orientation, accent and general lighting
- Mix and match form, size, color and mounting





Market segments

- High-end residential
- Hospitality
- Retail
- Office
- Public spaces

Designs



Smart **cake**



Smart **lotis**



Smart **kup**

Sizes



Ø 1.9 inch



Ø 3.2 inch



Ø 4.5 inch

Producttypes



Fixed
Ø 1.9, 3.2 and 4.5 inch



Adjustable
Ø 3.2 and 4.5 inch
H 355° V 30°

Finishes

All sizes



Black structure



White structure



Gold matt

Only for
Smart 3.2 Fix + Adj
Smart 1.9



Black brushed











































Bronze brushed



Champagne brushed




Silver bronze brushed

SMART 3.2			SMART 3.2 ADJ			SMART 1.9			
LOTIS	CAKE	KUP	LOTIS	CAKE	KUP	LOTIS	CAKE	KUP	LOTIS ASY
									
									
									
									

Frosted or microprismatic glass




frosted glass
for uniform, general lighting
(only with medium lens)



microprismatic glass
for soft lighting with reduced glare
(only with medium lens)

Smart 1.9: also available in warm dim!



3000K

WARM DIM TECHNOLOGY

1800K



Accessories





Smart mask

All sizes



Only for
Smart 3.2




Smart mask



Smart surface box



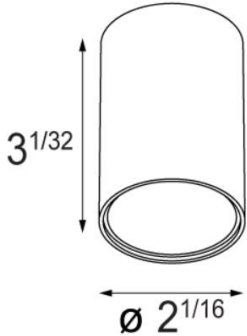
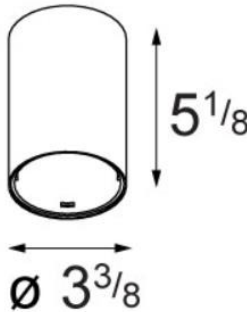
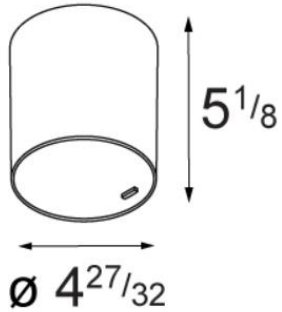
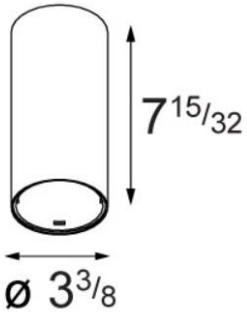

Configure your Smart surface box



Smart surface tubed



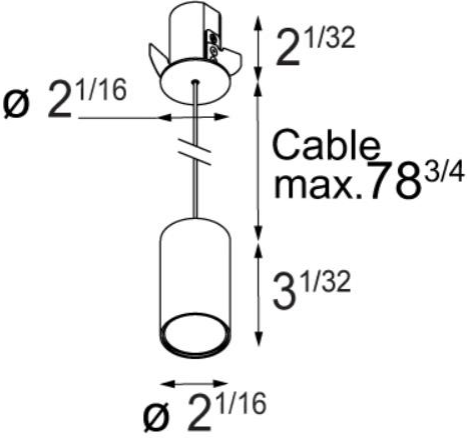
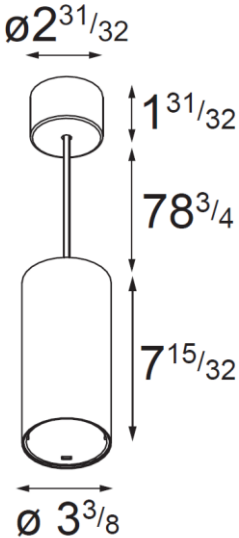
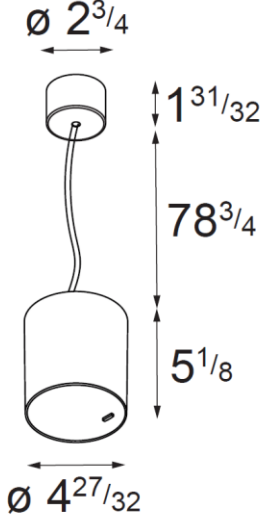
Sizes

		SMART 1.9 FIXED		SMART 3.2 FIXED/ADJUSTABLE		SMART 4.5 FIXED/ADJUSTABLE	
1 LAMPS							
							

Smart tubed suspension



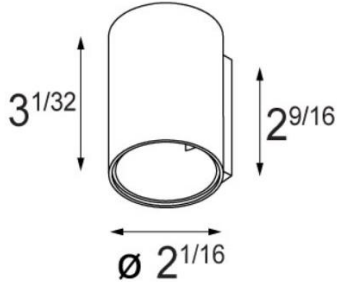
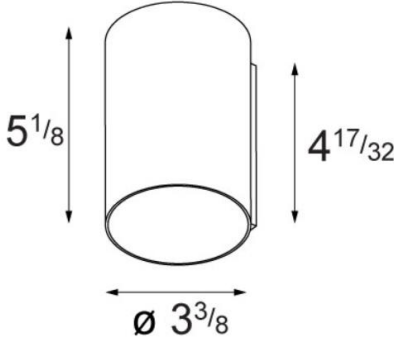
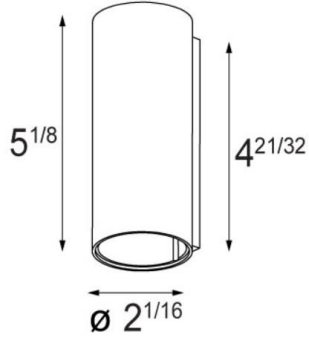
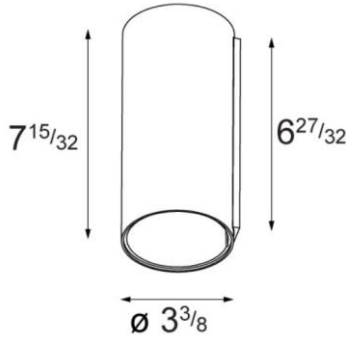
Sizes

SMART 1.9 FIXED	SMART 3.2 FIXED/ADJUSTABLE	SMART 4.5 FIXED/ADJUSTABLE
 <p> $\varnothing 2 \frac{1}{16}$ $2 \frac{1}{32}$ Cable max. $78 \frac{3}{4}$ $3 \frac{1}{32}$ $\varnothing 2 \frac{1}{16}$ </p>	 <p> $\varnothing 2 \frac{31}{32}$ $1 \frac{31}{32}$ $78 \frac{3}{4}$ $7 \frac{15}{32}$ $\varnothing 3 \frac{3}{8}$ </p>	 <p> $\varnothing 2 \frac{3}{4}$ $1 \frac{31}{32}$ $78 \frac{3}{4}$ $5 \frac{1}{8}$ $\varnothing 4 \frac{27}{32}$ </p>

Smart tubed wall




Sizes

	SMART 1.9 FIXED		SMART 3.2 FIXED/ADJUSTABLE	SMART 4.5 FIXED/ADJUSTABLE
1 LAMPS		LARGE		
2 LAMPS		X-LARGE		

Smart tubed 48 track 48V

- Tube: black struc, white struc
- Smart: black struc, white struc, gold
- Designs: Lotis, Cake or Kup



Track 48V 1x







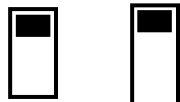

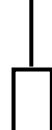
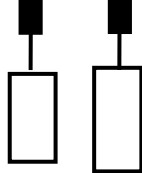
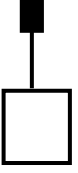
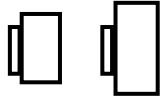
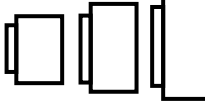


Track 48V 2x

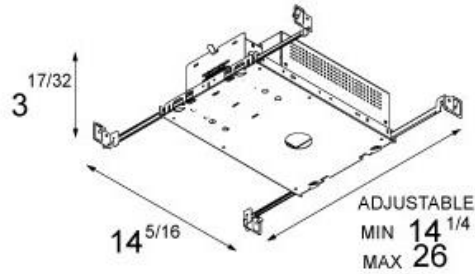
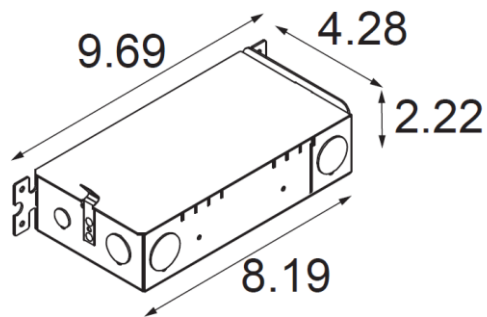
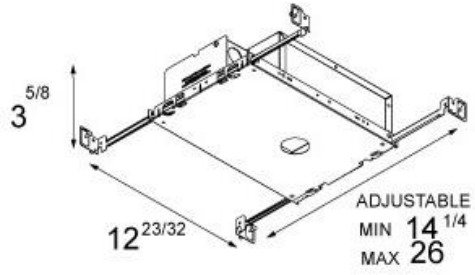
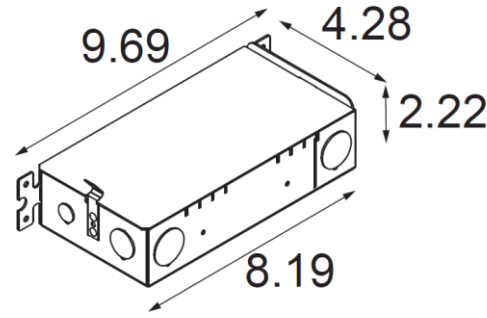


Track 48V suspension 1x

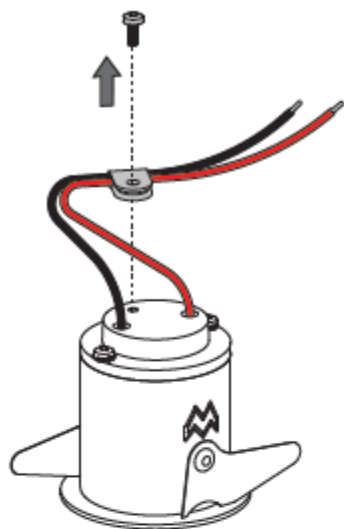
Overview

	SMART 1.9 FIXED	SMART 3.2 FIXED/ADJUSTABLE	SMART 4.5 FIXED/ADJUSTABLE
MASK			
SURFACE BOX			
SURFACE TUBED			
TUBED SUSPENDED			
TUBED WALL			

Recessed installation of Smart 1.9 now also with remote driver

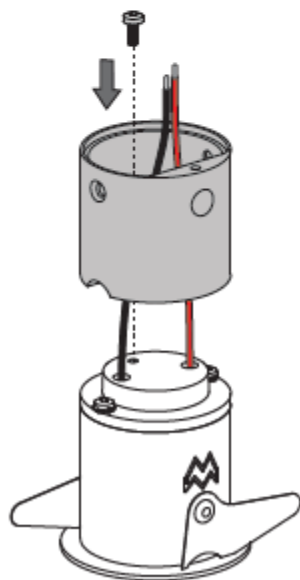
	HOUSING	REMOTE DRIVER (NEW)
NON-IC		
IC		

1



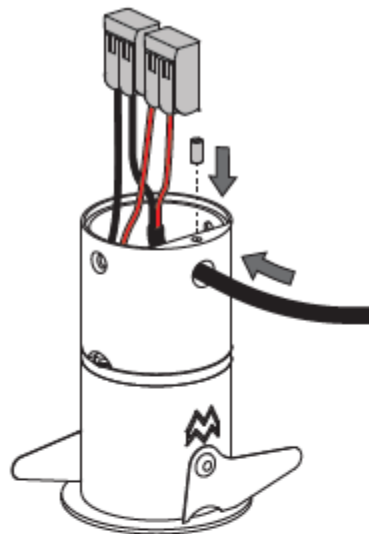
REMOVE PLASTIC PART FROM LIGHT ENGINE

2



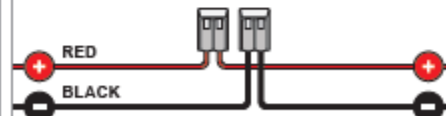
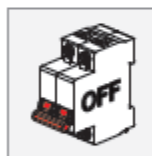
RE-USE SCREW FROM LIGHT ENGINE

3



MAX 500mA DC

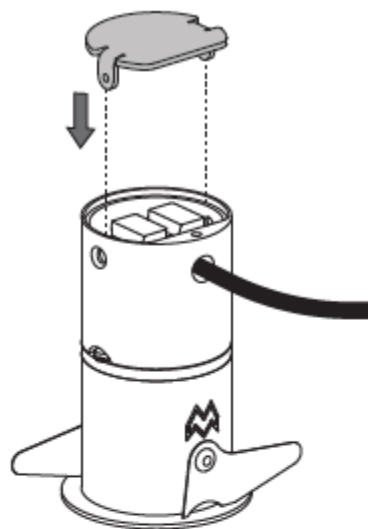
0" 1/2 (11mm)

0,2 - 4mm²
24 - 12 AWG

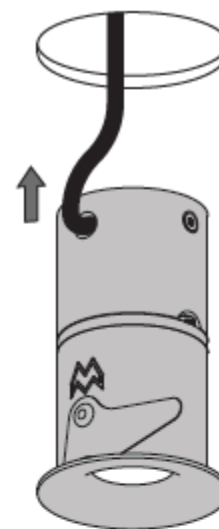
ELECTRICAL RATINGS, SEE INDIVIDUAL MANUAL

RESPECT POLARITY

4



5



6

**IMPORTANT SAFETY INSTRUCTIONS**

- Read all instructions.
- Save these instructions.

BASIC SAFETY PRECAUTIONS

- Suitable for wet locations
- Input: maximum 0.50A
- Inherently protected
- Not for use in dwellings
- For supply connections use wire rated for at least 110°C (230°F)

MOUNTING

- Recessed - type IC

PREVENTING ELECTROSTATIC DAMAGE

A discharge of static electricity may damage sensitive components. Always be properly grounded when touching leads or circuitry inside the luminaire. Use a wrist strap connected by a ground cord to the housing. Avoid touching the light sources with bare hands.

MUST BE COMBINED WITH**(NOT INCLUDED)**


- Smart 1.9 Cake, Kup, Lotis or Asy Lotis '+ ' light engine (1x)

LIGHT ENGINES, POWER SUPPLIES & ACCESSORIES

For latest version of all light engines, power supplies and available accessories check www.supermodular.us or connect with your sales contact.

Smart 1.9 remote driver overview

	0-10V/TRE DIM	0-10V (ELDOLED)	DALI (ELDOLED)	2-WIRE (LUTRON)	ECOSYSTEM (LUTRON)
IC		250mA (NEW) 350mA 500mA	250mA (NEW) 350mA 500mA		250mA (NEW) 350mA 500mA
NON IC	350mA 500mA			250mA (NEW) 350mA 500mA	



not available

available

IC also applicable

Always check our website for the most complete and up to date specifications!



DESIGN

ROUND SPOTLIGHT IN 3
DIFFERENT FORMS AND 3 SIZES

FIXED AND ADJUSTABLE
VERSIONS

DIFFERENT FINISHES TO
EVERYONES LIKING

CLEAR, FROSTED OR
MICROPRISMATIC LENS



APPLICATION

HIGH-END RESIDENTIAL
HOSPITALITY

RETAIL
OFFICE
PUBLIC SPACES

RECESSED
SURFACE-MOUNTED
SUSPENDED
WALL-MOUNTED

DAMP AND WET LOCATIONS



TECHNOLOGY

BROAD LUMEN PACKAGE

MULTIPLE COLOR
TEMPERATURES

FROM SPOTLIGHT TO FLOOD

LEAF SPRINGS FOR EASY
INSTALLATION

BIONIC HEATSINK FOR OPTIMAL
HEAT DISSIPATION

REMOTE DRIVER







